

Original article

# Association Between a Healthy Lifestyle Score and the Risk of Cardiovascular Disease in the SUN Cohort



Jesús Díaz-Gutiérrez,<sup>a</sup> Miguel Ruiz-Canela,<sup>a,b,c</sup> Alfredo Gea,<sup>a,b,c</sup> Alejandro Fernández-Montero,<sup>c,d</sup> and Miguel Ángel Martínez-González<sup>a,b,c,e,\*</sup>

<sup>a</sup> Departamento de Medicina Preventiva y Salud Pública, Facultad de Medicina, Universidad de Navarra, Pamplona, Navarra, Spain

<sup>b</sup> CIBER Fisiopatología de la Obesidad y Nutrición, Instituto de Salud Carlos III, Madrid, Spain

<sup>c</sup> Instituto de Investigación Sanitaria de Navarra (IdiSNA), Pamplona, Navarra, Spain

<sup>d</sup> Departamento de Medicina del Trabajo, Clínica Universidad de Navarra, Pamplona, Navarra, Spain

<sup>e</sup> Departamento de Nutrición, Harvard TH Chan School of Public Health, Boston, Massachusetts, United States

Article history:

Received 21 June 2017

Accepted 4 October 2017

Available online 26 December 2017

Keywords:

Cohort

Healthy lifestyle score

Cardiovascular disease

ABSTRACT

**Introduction and objectives:** A healthy lifestyle (HLS) is essential to attaining optimal cardiovascular health. Our objective was to assess the association between a HLS score and the incidence of hard cardiovascular disease (CVD) events.

**Methods:** The SUN project is a dynamic, prospective, multipurpose cohort of Spanish university graduates with a retention proportion of 92%. In 19 336 participants, we calculated a HLS score ranging from 0 to 10 points: never smoking, physical activity (> 20 METs-h/wk), Mediterranean diet adherence ( $\geq 4/8$  points), low body mass index ( $\leq 22$ ), moderate alcohol intake (women, 0.1–5 g/d; men, 0.1–10 g/d), low television exposure ( $\leq 2$  h/d), no binge drinking ( $\leq 5$  alcoholic drinks anytime), taking a short afternoon nap ( $< 30$  min/d), meeting up with friends  $> 1$  h/d and working  $> 40$  h/wk.

**Results:** After a median follow-up of 10.4 years, we identified 140 incident cases of CVD. After adjustment for potential confounders, the highest category of HLS score adherence (7–10 points) showed a significant 78% relative reduction in the risk of primary CVD compared with the lowest category (0–3 points) (adjusted HR, 0.22; 95%CI, 0.11–0.46). Each healthy habit was individually associated with a lower risk of CVD.

**Conclusions:** A HLS score including several simple healthy habits was associated with a lower risk of developing primary CVD. This index may be useful to reinforce CVD prevention without the need to include traditional risk factors.

© 2017 Sociedad Española de Cardiología. Published by Elsevier España, S.L.U. All rights reserved.

## Relación entre un índice de estilo de vida saludable y el riesgo de enfermedad cardiovascular en la cohorte SUN

RESUMEN

**Introducción y objetivos:** El estilo de vida saludable (EVS) es clave para conseguir una salud cardiovascular óptima. El objetivo es analizar la asociación entre un índice combinado de EVS y la incidencia de eventos clínicos de enfermedad cardiovascular (ECV).

**Métodos:** El proyecto SUN es una cohorte prospectiva, dinámica y multipropósito de graduados universitarios con una retención total del 92%. En 19.336 participantes se calculó un índice de EVS de 0–10 puntos: no fumar, actividad física (> 20 MET-h/semana), adhesión a dieta mediterránea ( $\geq 4/8$  puntos), bajo índice de masa corporal ( $\leq 22$ ), consumo de alcohol moderado (mujeres, 0,1–5 g/día; varones, 0,1–10 g/día), poca exposición a la televisión ( $< 2$  h/día), no beber en atracones ( $\leq 5$  bebidas alcohólicas en cualquier ocasión), dormir una breve siesta ( $< 30$  min/día), estar con los amigos más de 1 h/día y trabajar más de 40 h/semana.

**Resultados:** Tras una mediana de 10,4 años, se identificaron 140 casos de ECV incidentes. Tras ajustar por posibles confusores, un mejor índice de EVS (7–10 puntos) se asoció con una reducción relativa del 78% del riesgo de ECV primaria en comparación con la categoría inferior (0–3 puntos) (HR ajustada = 0,22; IC95%, 0,11–0,46). Cada hábito se asoció individualmente con un menor riesgo de ECV.

Palabras clave:

Cohorte

Índice de estilo de vida saludable

Enfermedad cardiovascular

SEE RELATED CONTENT:

<http://dx.doi.org/10.1016/j.rec.2018.06.017>

\* Corresponding author: Departamento de Medicina Preventiva y Salud Pública, Facultad de Medicina, Universidad de Navarra, Edificio Investigación, Irunlarrea 1, 31008 Pamplona, Navarra, Spain.

E-mail address: [mamartinez@unav.es](mailto:mamartinez@unav.es) (M.Á. Martínez-González).

<http://dx.doi.org/10.1016/j.rec.2017.10.038>

1885-5857/© 2017 Sociedad Española de Cardiología. Published by Elsevier España, S.L.U. All rights reserved.

**Conclusiones:** Un índice que incluye un amplio número de hábitos saludables se asoció con menor riesgo de ECV primaria. Este índice apoya la prevención de la ECV mediante un índice de estilo de vida simple, que no precisa incluir los factores de riesgo tradicionales.

© 2017 Sociedad Española de Cardiología. Publicado por Elsevier España, S.L.U. Todos los derechos reservados.

### Abbreviations

BMI: body mass index  
CVD: cardiovascular disease  
HLS: healthy lifestyle

### INTRODUCTION

Although the usefulness of cardiovascular disease risk prediction models has been demonstrated (eg, Framingham, SCORE), they first need to be adapted and calibrated for the target population. More comparable concepts (risk percentiles or vascular age) have also been proposed to reduce the possible disparities in individual risk estimates.<sup>1</sup> Indeed, up to 20% of cardiovascular events occur in the absence of the main determinants of cardiovascular risk (hypertension, hyperlipidemia, smoking, and diabetes).<sup>2</sup> Accordingly, new factors contributing to ideal cardiovascular health have been identified<sup>3</sup> that underlie modifiable lifestyle factors, which would be “determinants of the determinants”. A considerable number of cardiovascular events could be prevented with prompt intervention, namely, in these

previous or distal (lifestyle habits) determinants, because in preventive medicine, the early bird catches the worm.<sup>4,5</sup> Lifestyle habits determine cardiovascular risk independently of the genetic risk category.<sup>6</sup>

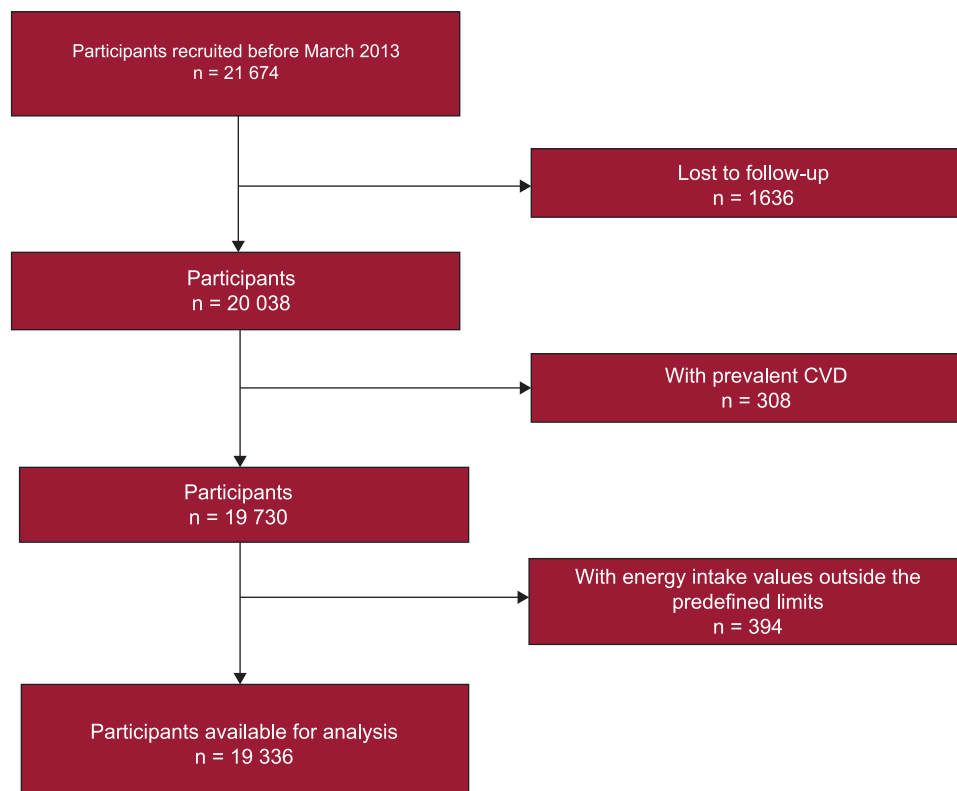
The priority in cardiovascular prevention should be primordial prevention,<sup>7</sup> which acts before risk factors develop by changing the behaviors determining them.<sup>8–10</sup> Thus, in addition to traditional risk factors, various other habits appear to have vascular benefits: a short afternoon nap,<sup>11</sup> little time watching television,<sup>12</sup> a Mediterranean alcohol consumption pattern,<sup>13</sup> spending more time with friends,<sup>14</sup> or the number of hours working.<sup>15</sup>

Here, we longitudinally analyzed the combined impact of 10 indicators of healthy lifestyle habits on cardiovascular event risk.

### METHODS

#### Study Population

SUN (“Seguimiento Universidad de Navarra” [University of Navarre Follow-up]) is a prospective, dynamic, and multipurpose cohort of Spanish university graduates that has been active since 1999. Its design has already been detailed.<sup>16</sup> In total, 21 674 participants had been recruited by March 2013. The following



**Figure 1.** Flow diagram of participants included in the study. CVD, cardiovascular disease.

individuals were excluded: those lost to follow-up (n = 1636; 92% retention), those who had baseline cardiovascular disease (CVD; acute coronary syndrome and stroke; n = 308), and those who had energy intake outside the predefined limits (n = 394; 1st and 99th percentiles for each sex). Finally, 19 336 participants remained in this study (Figure 1).

The research ethics committee of the University of Navarre approved the study protocol. Participants were informed in writing of the study characteristics, and voluntary completion of the first questionnaire was considered to automatically indicate participant consent.

## Main Exposure Variables

The baseline questionnaire collected information on socio-demographic, clinical, and lifestyle aspects and anthropometric variables. The reproducibility and validity of the reported anthropometric<sup>17</sup> and physical activity<sup>18</sup> data were evaluated in cohort subgroups. A previously validated<sup>19</sup> 136-question semi-quantitative food-frequency questionnaire was applied. Alcohol consumption was recorded via this questionnaire and other questions related to alcohol consumption habits were included in the baseline questionnaire. Adherence to the Mediterranean diet was estimated with the score (0-8 points) developed by Trichopoulou et al.,<sup>20</sup> although alcohol was excluded.

A score was calculated to evaluate adherence to a healthy lifestyle (HLS) (Table 1). One point was given to each participant for each of the following 10 habits: never smoking, moderate-to-high physical activity (> 20 MET-h/wk), Mediterranean diet ( $\geq 4$  adherence points), body mass index (BMI)  $\leq 22$ , moderate alcohol consumption (women, 0.1-5.0 g/d; men, 0.1-10.0 g/d; abstainers excluded), low television exposure (< 2 h/d), no binge drinking ( $\leq 5$  alcoholic drinks at anytime), taking a short afternoon nap (< 30 min/d), meeting up with friends > 1 h/d, and working at least 40 h/wk.

In this HLS scale, the score obtained could range between 0 points (worst lifestyle) and 10 points (best lifestyle). Participants were categorized into 5 groups to ensure an adequate sample distribution with sufficient participants in each category.

## Outcome Assessment

Study outcomes were hard clinical events of primary CVD, defined as death from cardiovascular causes, incident nonfatal acute coronary syndrome (infarction with or without ST-segment elevation), or incident nonfatal stroke in participants without CVD at baseline. We confirmed the participants' diagnoses reported in follow-up questionnaires (Q2-Q16) after requesting their medical records and reports by post. By reviewing the medical records, an expert committee of physicians classified the events. The "third universal definition of myocardial infarction" was applied to nonfatal coronary syndromes.<sup>21</sup> Nonfatal stroke was defined as focal neurological deficit of sudden onset that lasted more than 24 hours and had a vascular mechanism. Deaths were reported by next-of-kin, work colleagues, or postal authorities. Cardiovascular deaths were confirmed according to the 10th edition of the International Classification of Diseases via a review of medical records and reports with the permission of participants' next-of-kin.

The Spanish National Death Index was checked every year to determine the cause of death of cohort members who died during follow-up. Information on the vital status and cause of death of the deceased was provided by the Spanish National Institute of Statistics through a specific agreement.

**Table 1**  
Healthy Lifestyle Habit Score

	Score
<i>Smoking</i>	
Never smoked	1
Smoked (active and exsmoker)	0
<i>Physical activity (MET-h/wk)</i>	
Physically active (> 20 MET-h/wk)	1
Not physically active ( $\leq 20$ MET-h/wk)	0
<i>Mediterranean diet pattern (Trichopoulou score)*</i>	
High adherence ( $\geq 4$ )	1
Low adherence (< 4)	0
<i>Body mass index</i>	
$\leq 22$	1
> 22	0
<i>Moderate alcohol consumption</i>	
Moderate consumption (women, 0.1-5.0 g/d; men, 0.1-10.0 g/d)	1
Abstention or high consumption (women, > 5 g/d; men > 10 g/d)	0
<i>Time spent watching television</i>	
Little time watching television (< 2 h/d)	1
Watching television $\geq 2$ h/d	0
<i>Binge drinking</i>	
No binge drinking ( $\leq 5$ alcoholic drinks at any time)	1
Binge drinking (> 5 alcoholic drinks at any time)	0
<i>Having a short afternoon nap</i>	
Short afternoon nap (0.1-0.5 h/d)	1
Not having afternoon nap or having a long nap (> 0.5 h/d)	0
<i>Time with friends</i>	
Spending time with friends (> 1 h/d)	1
Not spending time with friends ( $\leq 1$ h/d)	0
<i>Time working</i>	
Long time working ( $\geq 40$ h/wk)	1
Little time working (< 40 h/wk)	0

\* Score from 0 to 8; higher scores indicate better adherence (alcohol consumption is excluded).

## Assessment of Covariables

We evaluated the prevalence of hypertension, type 2 diabetes mellitus, hypercholesterolemia, hypertriglyceridemia, and other CVDs (atrial fibrillation, paroxysmal tachycardia, coronary artery bypass surgery or another revascularization procedure, heart failure, aortic aneurysm, pulmonary embolism, and peripheral venous thrombosis).

Energy intake was calculated from the information collected in the semiquantitative food-frequency questionnaire at baseline and at the 10-year follow-up.

## Statistical Analysis

The following assumptions were made a priori: 3000 participants in each extreme HLS category; absolute risk, 1.5%; relative risk, 0.5 for high vs low levels; and 2-sided alpha risk of 5%. With these assumptions, the statistical power would be 87%.

Cox models were fitted (with age as the underlying time scale) to calculate the risk of primary CVD during follow-up according to HLS score (5 categories). Hazard ratios (HRs) and their 95% confidence intervals (95%CI) were calculated by reference to the

lowest scores (0-3). Person-years of follow-up were calculated for each participant, from the date of baseline questionnaire completion to the date of final questionnaire completion, date of death from cardiovascular causes, or date of nonfatal acute coronary syndrome or stroke, whichever occurred first. Linear trend tests were performed by considering the HLS score as a continuous variable.

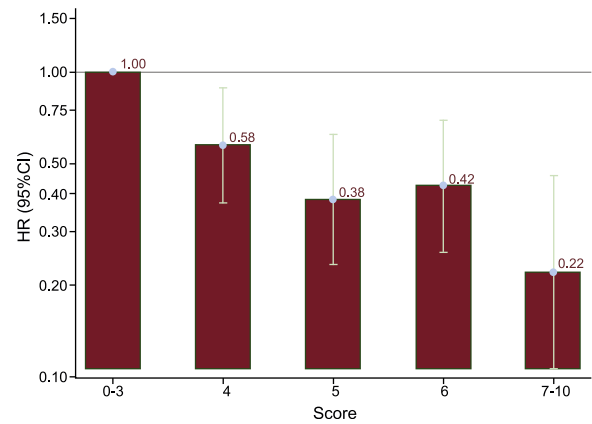
A predefined multiplicative interaction was analyzed between sex and working hours ( $\geq 40$  h/wk) via a likelihood ratio test.

To control for possible confounding factors, a multivariable model was stratified by age decile and age at cohort entry. In addition, the multivariable model was adjusted for the following possible additional confounding factors: sex, type 2 diabetes mellitus, hypertension, other CVD events distinct from acute coronary syndrome and stroke, hypercholesterolemia, and hypertriglyceridemia.

To evaluate the individual contribution of each specific HLS factor to CVD risk, Cox models were fitted for each of the 10 indicators of healthy lifestyle habits by adjusting for the effect of the other HLS indicators.

A sensitivity analysis was performed to calculate the score by substituting the time spent watching television by the time spent sitting ( $< 2$  h/d) or by adjusting for the employment situation (unemployed or homemaker) and years of education ( $\leq 3$ ,  $\geq 4$  years, master's/doctoral studies).

Because a history of CVD events distinct from acute coronary syndrome and stroke could prompt healthy changes in lifestyle habits, logistic regression models were used to analyze the association between HLS habits and other prevalent CVD events (atrial fibrillation, paroxysmal tachycardia, coronary artery bypass surgery or another revascularization procedure, heart failure, aortic aneurysm, pulmonary embolism, or peripheral venous thrombosis).



**Figure 2.** Fewer incident cardiovascular events by number of healthy habits. 95%CI, 95% confidence interval; HR, hazard ratio.

All reported *P* values are 2-sided and were considered statistically significant at  $P < .05$ .

## RESULTS

The participants' baseline characteristics by HLS score are shown in Table 2. Participants with a better HLS were younger (34.1 years), were more likely to be women (71.3%), and had a lower BMI ( $\leq 22$ ) and lower proportion of risk factors (diabetes, hypertension, dyslipidemia, and prevalent CVD).

Participants were followed up for a median of 10.4 years. There were 140 incident cases of CVD (0.72%); 37 deaths from

**Table 2**  
Participants' Baseline Characteristics According to the Number of Healthy Lifestyle Factors. SUN Project 1999-2017

Number of healthy lifestyle factors	0-3	4	5	6	7-10
Participants, n	2176	3151	4401	4453	5155
Men	1037 (47.7)	1399 (44.4)	1838 (41.8)	1705 (38.3)	1481 (28.7)
Age, y	40.0 $\pm$ 12.9	39.4 $\pm$ 12.7	38.4 $\pm$ 12.4	37.2 $\pm$ 12.0	34.1 $\pm$ 10.5
Body mass index	25.1 $\pm$ 3.6	24.3 $\pm$ 3.6	23.9 $\pm$ 3.5	23.3 $\pm$ 3.5	22.0 $\pm$ 2.9
Diabetes	43 (2.0)	63 (2.0)	99 (2.3)	70 (1.6)	54 (1.1)
Prevalent cardiovascular disease <sup>a</sup>	47 (2.2)	91 (2.9)	67 (1.5)	62 (1.4)	59 (1.1)
Hypertension	226 (10.4)	297 (9.4)	348 (7.9)	265 (5.9)	184 (3.6)
Hypercholesterolemia	417 (19.2)	581 (18.4)	788 (17.9)	752 (16.9)	639 (12.4)
Hypertriglyceridemia	191 (8.8)	260 (8.3)	325 (7.4)	271 (6.1)	201 (3.9)
Smoking					
Exsmoker	795 (36.5)	1047 (33.2)	1252 (28.5)	1026 (23.0)	611 (11.9)
Active smoker	972 (44.7)	1105 (35.1)	1287 (29.2)	928 (20.8)	628 (12.2)
Physical activity, MET-h/wk	12.5 $\pm$ 14.7	15.5 $\pm$ 17.8	19.7 $\pm$ 21.0	23.2 $\pm$ 23.8	30.9 $\pm$ 26.3
Mediterranean diet pattern <sup>b</sup>	3.2 $\pm$ 1.6	3.6 $\pm$ 1.7	3.9 $\pm$ 1.7	4.2 $\pm$ 1.7	4.6 $\pm$ 1.6
Alcohol consumption, g/d	11.5 $\pm$ 16.6	8.8 $\pm$ 12.5	7.1 $\pm$ 10.3	5.9 $\pm$ 8.8	4.0 $\pm$ 5.4
Watching television, h/d	2.3 $\pm$ 1.4	1.9 $\pm$ 1.4	1.6 $\pm$ 1.2	1.4 $\pm$ 1	1.3 $\pm$ 0.84
Binge drinking <sup>c</sup>	1242 (57.1)	1333 (42.3)	1467 (33.3)	1108 (24.9)	782 (15.2)
Afternoon nap, min/d	22.2 $\pm$ 28.8	18.6 $\pm$ 23.4	16.2 $\pm$ 19.2	15.0 $\pm$ 16.8	13.8 $\pm$ 12
Meeting up with friends, h/d	1.0 $\pm$ 0.97	1.2 $\pm$ 0.99	1.3 $\pm$ 0.98	1.4 $\pm$ 0.91	1.5 $\pm$ 0.85
Working $\geq 40$ h/wk	584 (26.8)	1292 (41.0)	2134 (48.5)	2536 (56.9)	3575 (69.4)

Data represent No. (%) or mean  $\pm$  standard deviation.

<sup>a</sup> Atrial fibrillation, paroxysmal tachycardia, coronary artery bypass surgery or another revascularization procedure, heart failure, aortic aneurysm, pulmonary embolism, or peripheral venous thrombosis.

<sup>b</sup> Trichopoulos score (from 0 to 8; higher scores indicate better adherence; alcohol consumption is excluded).

<sup>c</sup> More than 5 alcoholic drinks at any time.

**Table 3**

Hazard Ratio (95% Confidence Interval) of Incident Cardiovascular Disease (Cardiovascular Disease, Acute Myocardial Infarction, and Stroke) According to the Number of Healthy Lifestyle Factors. SUN Project 1999-2017

Number of healthy lifestyle factors	0-3	4	5	6	7-10	Linear trend, P
Participants, n	2176	3151	4401	4453	5155	
Cases/person-y	44/22 623	35/33 133	27/45 152	25/45 467	9/50 671	
Acute myocardial infarction	16 (0.74)	16 (0.51)	14 (0.32)	11 (0.25)	7 (0.14)	
Stroke	8 (0.37)	11 (0.35)	8 (0.18)	10 (0.22)	2 (0.04)	
Cardiovascular death	20 (0.92)	8 (0.25)	5 (0.11)	4 (0.09)	0 (0.00)	
Adjusted for age	1 (Ref.)	0.54 (0.35-0.84)	0.36 (0.22-0.59)	0.39 (0.24-0.64)	0.19 (0.09-0.40)	<.001
Multivariable adjustment*	1 (Ref.)	0.58 (0.37-0.89)	0.38 (0.23-0.62)	0.42 (0.26-0.70)	0.22 (0.11-0.46)	<.001

Unless otherwise indicated, the data represent No. (%) or hazard ratio (95% confidence interval).

\* Adjusted by sex, age, year of questionnaire completion, diabetes, cardiovascular disease, hypertension, hypercholesterolemia, and hypertriglyceridemia.

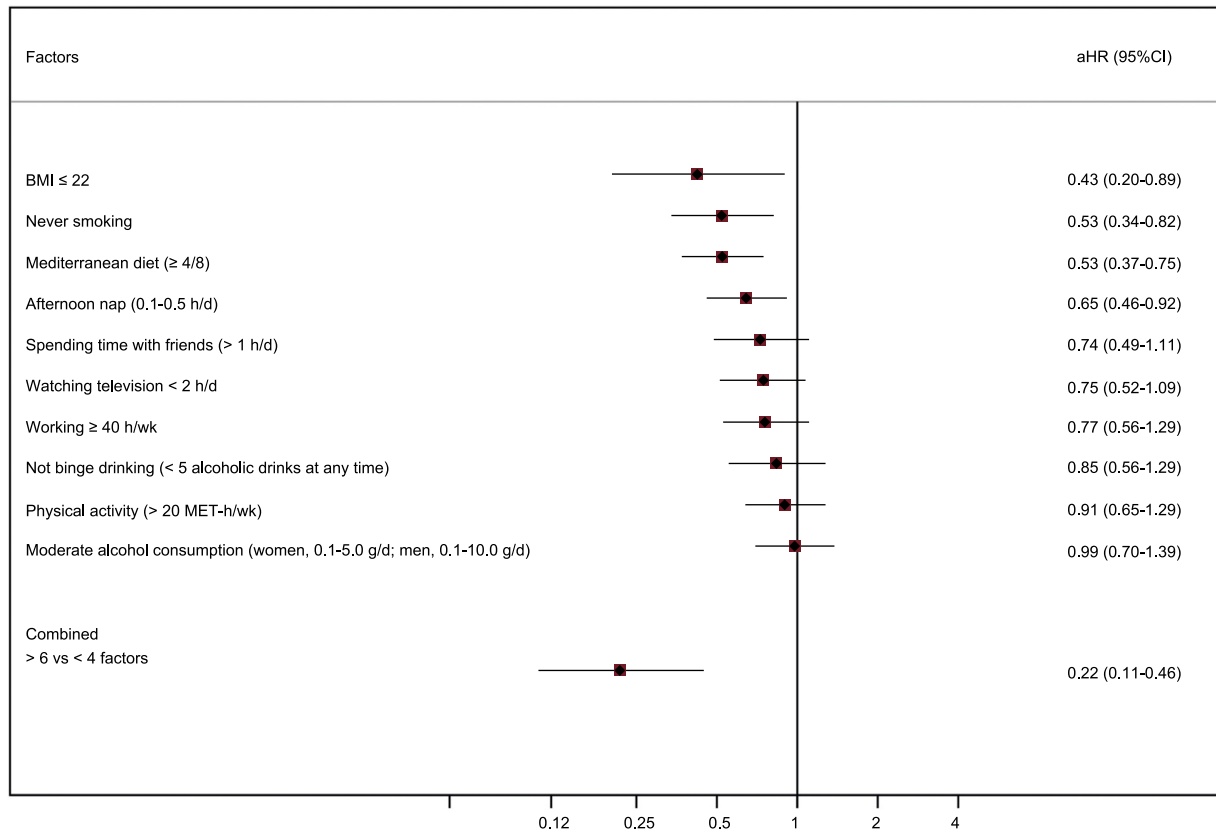
**Table 4**

Hazard Ratio (95% Confidence Interval) of Incident Cardiovascular Disease (Cardiovascular Disease, Acute Myocardial Infarction, and Stroke) According to Healthy Lifestyle Habits. SUN Project 1999-2017

	Participants, n	Cases/person-y	Adjusted by age	Multivariable adjustment <sup>a</sup>
<i>Abstinence from smoking</i>				
No (active smokers and exsmokers)	10 153	113/104 317	1 (Ref.)	1 (Ref.)
Yes	9183	27/92 729	0.49 (0.32-0.75)	0.53 (0.34-0.82)
<i>Physical activity (&gt; 20 MET-h/wk)</i>				
No	11 382	85/118 324	1 (Ref.)	1 (Ref.)
Yes	7954	55/78 722	0.94 (0.66-1.33)	0.91 (0.65-1.29)
<i>Mediterranean diet pattern<sup>b</sup></i>				
No	7526	59/78 809	1 (Ref.)	1 (Ref.)
Yes	11 810	81/118 237	0.54 (0.38-0.77)	0.53 (0.37-0.75)
<i>Body mass index (≤ 22)</i>				
No	11 895	132/120 608	1 (Ref.)	1 (Ref.)
Yes	7441	8/76 437	0.31 (0.15-0.64)	0.43 (0.20-0.89)
<i>Moderate alcohol consumption<sup>c</sup></i>				
No	9967	77/101 297	1 (Ref.)	1 (Ref.)
Yes	9369	63/95 748	1.05 (0.75-1.47)	0.99 (0.70-1.39)
<i>Time spent watching television</i>				
≥ 2 h/d	5684	55/58 711	1 (Ref.)	1 (Ref.)
< 2 h/d	13 652	85/138 335	0.71 (0.50-1.00)	0.75 (0.52-1.09)
<i>Binge drinking<sup>d</sup></i>				
Binge drinking	5932	36/60 472	1 (Ref.)	1 (Ref.)
Never binge drinking	13 404	104/136 574	0.75 (0.50-1.13)	0.85 (0.56-1.29)
<i>Short afternoon nap (0.1-0.5 h/d)</i>				
Not taking afternoon nap or having a long nap	8308	72/86 031	1 (Ref.)	1 (Ref.)
Yes	11 028	68/111 014	0.63 (0.45-0.89)	0.65 (0.46-0.92)
<i>Spending time with friends (&gt; 1 h/d)</i>				
No	7374	102/76 395	1 (Ref.)	1 (Ref.)
Yes	11 962	38/120 651	0.69 (0.46-1.04)	0.74 (0.49-1.11)
<i>Time spent working, h/wk</i>				
< 40 h/wk	9215	79/93 433	1 (Ref.)	1 (Ref.)
≥ 40 h/wk	10 121	61/103 612	0.88 (0.61-1.25)	0.77 (0.53-1.11)

Unless otherwise indicated, the data represent hazard ratio (95% confidence interval).

<sup>a</sup> Adjusted by sex, age, year of questionnaire completion, diabetes, cardiovascular disease, hypertension, hypercholesterolemia, hypertriglyceridemia, and all variables shown in the Table.<sup>b</sup> Trichopoulos score (from 0 to 8; higher scores indicate better adherence; alcohol consumption is excluded). Score ≥ 4.<sup>c</sup> Women, 0.1-5.0 g/d; men, 0.1-10.0 g/d.<sup>d</sup> More than 5 alcoholic drinks at any time.



**Figure 3.** Risk of incident cardiovascular events for each of the factors comprising the cardiovascular health score. 95%CI, 95% confidence interval; aHR, adjusted hazard ratio.

cardiovascular causes (26.4%), 64 nonfatal acute coronary syndromes (45.7%), and 39 nonfatal strokes (27.9%).

Participants with a better HLS (7-10 points) showed a significant and inverse association with risk of primary cardiovascular events vs the worst HLS category (0-3 points) (HR, 0.22; 95%CI, 0.11-0.46; linear trend  $P < .001$ ) (Table 3).

The relationship between a better score on the healthy lifestyle index and lower risk of primary CVD is shown in Figure 2.

The score estimates of all healthy habit indicators were individually associated with a lower risk of cardiovascular events (Table 4). However, the greatest benefit in terms of a decreased risk of primary CVD was obtained using a combination of all lifestyle habits in the HLS score (Figure 3).

As expected, participants with higher cumulative exposure to smoking ( $>$  20 packets/y) had a higher risk of CVD than those who had never smoked (HR, 2.39; 95%CI, 1.41-4.04), and active smokers (HR, 2.74; 95%CI, 1.69-4.43) had higher risk than exsmokers (HR, 1.49; 95%CI, 0.92-2.42) vs those who had never smoked. There were no significant differences for each category for the time since smoking cessation.

Multiple sensitivity analyses were performed with the other possible confounding factors listed in the Methods section and, for all factors, the calculated estimates were maintained in the same direction as the estimates obtained in the main analyses.

A history of other CVDs (eg, atrial fibrillation, heart failure, pulmonary embolism) was associated with higher CVD risk and a healthier lifestyle. However, the only habit directly associated with a history of other CVDs was no binge drinking. There was no other significant association for the other factors used in the score. Thus, the possible confounding effect of history of other CVDs was probably not relevant in this study (Table 5).

There was no significant interaction between sex and working hours ( $\geq$  40 h/wk;  $P$  for interaction = .951).

## DISCUSSION

This prospective cohort study found an inverse association between a HLS score and CVD risk. This score combines traditional indicators of lifestyle habits (never smoking, physical activity, Mediterranean diet, BMI  $\leq$  22, and moderate alcohol consumption) with other factors not typically included in cardiovascular risk scores (television exposure  $<$  2 h/d, no binge drinking, taking a short afternoon nap, meeting up with friends more than 1 h/d, and working at least 40 h/wk).

Not smoking, performing physical activity, and having a healthy diet pattern are habits proposed by the American Heart Association to improve cardiovascular health.<sup>22</sup> However, other lifestyle factors can effectively prevent CVDs.<sup>2</sup>

Other studies<sup>23,24</sup> have analyzed the combined impact of various lifestyle habits. New investigations have been performed to develop cardiovascular health scores that integrate novel lifestyle habits for primordial prevention. The results obtained in our younger cohort of both sexes agree with those of previous studies that were limited to an elderly population<sup>25</sup> or women.<sup>26</sup>

The Mediterranean diet score proposed by Trichopoulou et al.<sup>20</sup> included alcohol intake. However, it was considered a separate lifestyle element because other studies have shown an independent effect of both moderate and excessive alcohol consumption on survival.<sup>13</sup> In another analysis of this cohort,<sup>12</sup> there was a positive and independent association between time spent watching television and all-cause mortality. A previous study found that participants who took a brief afternoon nap ( $<$  30 min/d) had

**Table 5**

Odds Ratio (95% Confidence Interval) of Prevalent Cardiovascular Disease (Atrial Fibrillation, Paroxysmal Tachycardia, Coronary Artery Bypass Surgery or Another Revascularization Procedure, Heart Failure, Aortic Aneurysm, Pulmonary Embolism, or Peripheral Venous Thrombosis) According to Healthy Lifestyle Habits. SUN Project 1999–2017

	Cases, n	OR (95%CI) <sup>a</sup>
<i>Abstinence from smoking</i>		
No (active smokers and exsmokers)	211	1 (Ref.)
Yes	115	0.95 (0.75–1.19)
<i>Physical activity (&gt; 20 MET-h/wk)</i>		
No	187	1 (Ref.)
Yes	139	1.04 (0.82–1.31)
<i>Mediterranean diet pattern<sup>b</sup></i>		
No	97	1 (Ref.)
Yes	229	1.03 (0.80–1.31)
<i>Body mass index (≤ 22)</i>		
No	263	1 (Ref.)
Yes	63	0.96 (0.69–1.33)
<i>Moderate alcohol consumption<sup>c</sup></i>		
No	186	1 (Ref.)
Yes	140	0.88 (0.70–1.11)
<i>Time spent watching television</i>		
≥ 2 h/d	104	1 (Ref.)
< 2 h/d	222	0.96 (0.75–1.22)
<i>Binge drinking<sup>d</sup></i>		
Binge drinking	68	1 (Ref.)
Never binge drinking	258	1.25 (0.95–1.65)
<i>Short afternoon nap (0.1–0.5 h/d)</i>		
Not taking afternoon nap or having a long nap	145	1 (Ref.)
Yes	181	0.89 (0.71–1.11)
<i>Spending time with friends (&gt; 1 h/d)</i>		
No	184	1 (Ref.)
Yes	142	1.05 (0.83–1.33)
<i>Time spent working</i>		
< 40 h/wk	177	1 (Ref.)
≥ 40 h/wk	149	0.70 (0.55–0.90)

95%CI, 95% confidence interval; OR, odds ratio.

<sup>a</sup> Adjusted by sex, age, year of questionnaire completion, diabetes, hypertension, hypercholesterolemia, hypertriglyceridemia, and all variables shown in the Table.

<sup>b</sup> Trichopoulos score (from 0 to 8; higher scores indicate better adherence; alcohol consumption is excluded). Score ≥ 4.

<sup>c</sup> Women, 0.1–5.0 g/d; men, 0.1–10.0 g/d.

<sup>d</sup> More than 5 alcoholic drinks at any time.

lower risk of obesity (HR, 0.67; 95%CI, 0.46–0.96) than those who did not.<sup>11</sup> Another of the factors included in this index was a BMI ≤ 22, due to previous findings that the incidence of metabolic risk factors increases above this threshold.<sup>27</sup> Hu et al.<sup>28</sup> determined that the most important risk factor for type 2 diabetes mellitus is a high BMI and even that a BMI from 23.0 to 24.9 was associated with higher risk of type 2 diabetes mellitus. In addition, in an exhaustive study recently published by the Global Burden of Disease group, with a sample size exceeding 68 million participants, an elevated BMI (from 22) was associated with death.<sup>29</sup> Prospective studies have analyzed the protective effect of social relationships,<sup>14</sup> whose biological mechanism might be based on inflammatory markers<sup>30</sup> and could impact other healthy habits such as physical activity.<sup>31</sup> The association between working hours and CVD is more controversial.<sup>32</sup> Various socioeconomic factors have been proposed to explain the association between working hours and mortality. O'Reilly and Rosato<sup>15</sup> found that professionals/

managers who worked more than 40 h/wk had lower risk of death than those who worked less time. Although these results appear to agree with those of recent work,<sup>33</sup> other studies found higher risk of coronary heart disease and stroke in people who work more hours.<sup>34,35</sup> Careful interpretation of these results is required due to the risk of bias from healthy workers. The socio-occupational homogeneity of the SUN cohort, together with the control for multiple confounding factors, reduces this possibility but does not eliminate it.

The difference between the separate effect of each of the indicators of healthy habits, only some of which are significant, and the combined effect of several factors is that the whole is probably more than the sum of its parts. In addition, similar results (with no significance for some individual elements but significance for the sum) have previously been published in the assessment of combination diet and cardiovascular risk scores<sup>20</sup> or in the effect of various lifestyle factors on mortality.<sup>26</sup>

Unsurprisingly, adherence to various lifestyle habits that are beneficial individually would have a greater synergistic effect than a single habit in particular. The number of healthy habits should increase if individuals are concerned about maintaining ideal cardiovascular health or are encouraged to do so.<sup>36</sup> Our findings stress this combined impact of various indicators of comprehensive healthy lifestyle habits. Even without consideration of classic variables key to cardiovascular epidemiology such as blood pressure, cholesterol, triglycerides, and glucose, a HLS is strongly associated with a reduced risk of primary CVD. This message is probably easier to convey to the general population and provides them with better control of their own health, that is, adequate training to improve their health (empowerment), and helps them to enjoy some much needed freedom from their laboratory values. All this allows us to advance beyond the clinical environment and expand the health promotion viewpoints according to the population strategy of cardiovascular prevention.<sup>5</sup>

## Strengths and Limitations

The present study has a number of important limitations. First, the variables used as the foundation for this score were self-reported and their reproducibility was not validated, except physical activity<sup>18</sup> and BMI.<sup>17</sup> There may be a classification bias if some of the participants overestimated or exaggerated their healthy habits. Nevertheless, if there were some degree of misclassification, it would be expected to be non-differential, which would make the bias more likely to tend to null. In addition, the lifestyle information was collected in the baseline questionnaire. Our analyses assumed that the habits remained stable throughout the study, but there may be some changes, which would probably lead to underestimation of the protective effects of a HLS.

Second, the cohort is restricted to university graduates, which limits the generalization of the results to the general population. Such extrapolation should be based on biological mechanisms and not on mere statistical “representativeness”.<sup>37</sup> However, the restriction to university graduates reduces the possible confounding effects of educational level and also improves the quality of the information provided. This improves the internal validity of the study.

Third, the participants were young, mainly women, with a high educational level and few risk factors. Thus, as was expected, there were few cardiovascular events during follow-up. This might be associated with lower statistical power but the estimated power appears adequate (estimated power, 87%).

Despite adjustment by multiple confounding factors, there may still be some residual confounding.

On the other hand, the strengths of the present study include its prospective design with a prolonged follow-up period, a relatively large sample size, and high retention. In addition, validation studies were available for a considerable number of variables, the outcomes were confirmed using medical records, reducing the misclassification of endpoints, the models were adjusted by a large number of covariables to control for possible confounding, and the findings were found to be robust in sensitivity analyses.

## CONCLUSIONS

In this cohort of university graduates, a HLS score constructed with 10 simple variables was associated with risk of primary CVD. These results indicate the importance of promoting a comprehensive HLS to maintain cardiovascular health and permit rapid patient evaluation in clinical practice. Further cohort and intervention studies are required to analyze populations at high cardiovascular risk and with participants from other socioeconomic and educational levels to confirm the results and extrapolate them to the general population.

## ACKNOWLEDGMENTS

We would like to thank all of the participants for their involvement in the project and the members of the SUN study for their contribution.

## FUNDING

The SUN study has received funding from the Spanish Government-*Instituto de Salud Carlos III* and the European Regional Development Fund (RD 06/0045, CIBEROBn, grants PI10/02658, PI10/02293, PI13/00615, PI14/01668, PI14/01798, PI14/1764, and G03/140), the Regional Government of Navarre (45/2011, 122/2014), and the University of Navarre.

## CONFLICTS OF INTEREST

None declared.

### WHAT IS KNOWN ABOUT THE TOPIC?

- A HLS is key to achieving optimal cardiovascular health.
- Primordial prevention should be a priority to change behaviors determining the development of cardiovascular risk factors.

### WHAT DOES THIS STUDY ADD?

- Our study extends the healthy lifestyle pattern based on traditional habits to some novel factors, such as social relationships, alcohol consumption, work, television exposure, and an afternoon nap.
- The results show an inverse association between the HLS score and the risk of CVD.
- This simple lifestyle score will empower patients and give them a certain independence from laboratory values and greater control over their cardiovascular health beyond the clinical environment.

## REFERENCES

1. Cuende JI. Vascular Age Versus Cardiovascular Risk: Clarifying Concepts. *Rev Esp Cardiol.* 2016;69:243–246.
2. Khot UN, Khot MB, Bajzer CT, et al. Prevalence of conventional risk factors in patients with coronary heart disease. *JAMA.* 2003;290:898.
3. Ridker PM, Libby P, Buring JE. Marcadores de riesgo y prevención primaria de las enfermedades cardiovasculares. In: Mann DL, Zipes DP, Libby P, Bonow RO, Braunwald E, editors. *Braunwald. Tratado de cardiología: Texto de medicina cardiovascular.* 10th ed. Barcelona: Elsevier España; 2015:915–927. p.
4. Martínez-González MA, De Irala J. Preventive medicine and the catastrophic failures of public health: we fail because we are late. *Med Clin (Barc).* 2005;124:656–660.
5. Carlos S, De Irala J, Hanley M, et al. The use of expensive technologies instead of simple, sound and effective lifestyle interventions: a perpetual delusion. *J Epidemiol Community Health.* 2014;68:897–904.
6. Khera AV, Emdin CA, Drake I, et al. Genetic risk, adherence to a healthy lifestyle, and coronary disease. *N Engl J Med.* 2016;375:2349–2358.
7. Liu K, Daviglus ML, Loria CM, et al. Healthy lifestyle through young adulthood and the presence of low cardiovascular disease risk profile in middle age: the Coronary Artery Risk Development in (Young) Adults (CARDIA) study. *Circulation.* 2012;125:996–1004.
8. Rozanski A. Behavioral cardiology: current advances and future directions. *J Am Coll Cardiol.* 2014;64:100–110.
9. Gómez-Pardo E, Fernández-Alvira JM, Vilanova M, et al. A comprehensive lifestyle peer group-based intervention on cardiovascular risk factors: the randomized controlled Fifty-Fifty Program. *J Am Coll Cardiol.* 2016;67:476–485.
10. Peñalvo JL, Santos-Beneit G, Sotos-Prieto M, et al. The SI! Program for cardiovascular health promotion in early childhood. *J Am Coll Cardiol.* 2015;66:1525–1534.
11. Sayón-Orea C, Bes-Rastrollo M, Carlos S, et al. Association between sleeping hours and siesta and the risk of obesity: The SUN mediterranean cohort. *Obes Facts.* 2013;6:327–337.
12. Basterra-Gortari JF, Bes-Rastrollo M, Gea A, et al. Television viewing, computer use, time driving and all-cause mortality: The SUN cohort. *J Am Heart Assoc.* 2014;3:e000864.
13. Gea A, Bes-Rastrollo M, Toledo E, et al. Mediterranean alcohol-drinking pattern and mortality in the SUN (Seguimiento Universidad de Navarra) Project: A prospective cohort study. *Br J Nutr.* 2014;111:1871–1880.
14. Rosengren A, Wilhelmsen L, Orth-Gomér K. Coronary disease in relation to social support and social class in Swedish men. A 15 year follow-up in the study of men born in 1933. *Eur Heart J.* 2004;25:56–63.
15. O'Reilly D, Rosato M. Worked to death? A census-based longitudinal study of the relationship between the numbers of hours spent working and mortality risk. *Int J Epidemiol.* 2013;42:1820–1830.
16. Seguí-Gómez M, De la Fuente C, Vázquez Z, et al. Cohort profile: the Seguimiento Universidad de Navarra (SUN) Study. *Int J Epidemiol.* 2006;35:1417–1422.
17. Bes-Rastrollo M, Perez-Valdivieso J, Sanchez-Villegas A, et al. Validación del peso e índice de masa corporal auto-declarados de los participantes de una cohorte de graduados universitarios. *Rev Esp Obes.* 2005;3:183–189.
18. Martínez-González MA, López-Fontana C, Varo JJ, et al. Validation of the Spanish version of the physical activity questionnaire used in the Nurses' Health Study and the Health Professionals' Follow-up Study. *Public Health Nutr.* 2005;8:920–927.
19. Martín-Moreno JM, Boyle P, Gorgojo L, et al. Development and validation of a food frequency questionnaire in Spain. *Int J Epidemiol.* 1993;22:512–519.
20. Trichopoulos A, Costacou T, Bamia C, et al. Adherence to a Mediterranean diet and survival in a Greek population. *N Engl J Med.* 2003;348:2599–2608.
21. Thygesen K, Alpert JS, Jaffe AS, et al. Third universal definition of myocardial infarction. *J Am Coll Cardiol.* 2012;60:1581–1598.
22. Go AS, Mozaffarian D, Roger VL, et al. Heart disease and stroke statistics—2013 update: a report from the American Heart Association. *Circulation.* 2013;127:e6–e245.
23. Khaw KT, Wareham N, Bingham S, et al. Combined impact of health behaviours and mortality in men and women: the EPIC-Norfolk Prospective Population study. *PLoS Med.* 2008;5:e12.
24. Knuops KT, De Groot LC, Kromhout D, et al. Mediterranean diet, lifestyle factors, and 10-year mortality in elderly European men and women: the HALE project. *JAMA.* 2004;292:1433–1439.
25. Martínez-Gmeóz D, Guallar-Castillón P, León-Muñoz LM, et al. Combined impact of traditional and non-traditional health behaviors on mortality: a national prospective cohort study in Spanish older adults. *BMC Medicine.* 2013;11:47.
26. Chomistek AK, Chiuev SE, Eliassen AH, et al. Healthy lifestyle in the primordial prevention of cardiovascular disease among young women. *J Am Coll Cardiol.* 2015;65:43–51.
27. Toledo E, Beunza JJ, Núñez-Córdoba JM, et al. Metabolic risk factors in a cohort of young adults and their association with a body-mass index between 22 and 25 kg/m<sup>2</sup>. *Med Clin (Barc).* 2009;132:654–660.
28. Hu F, Manson JAE, Stampfer MJ, et al. Diet, lifestyle and the risk of type 2 diabetes mellitus in women. *N Engl J Med.* 2001;345:790–797.
29. GBD 2015 Obesity Collaborators. Health effects of overweight and obesity in 195 countries over 25 years. *N Engl J Med.* 2017;377:13–27.
30. Tomfohr LM, Edwards KM, Madsen JW. Social support moderates the relationship between sleep and inflammation in a population at high risk for developing cardiovascular disease. *Psychophysiology.* 2015;52:1689–1697.



31. Fischer Aggarwal BA, Liao M, Mosca L. Physical activity as a potential mechanism through which social support may reduce cardiovascular disease risk. *J Cardiovasc Nurs.* 2008;23:90–96.
32. Pimenta AM, Bes-Rastrollo M, Sayon-Orea C, et al. Working hours and incidence of metabolic syndrome and its components in a Mediterranean cohort: the SUN project. *Eur J Public Health.* 2015;25:683–688.
33. Rørth R, Fosbøl EL, Mogensen UM, et al. Employment status at time of first hospitalization for heart failure independently predicts mortality and rehospitalization for heart failure. *Eur J Heart Fail.* 2017;19 Suppl 1:184.
34. Kivimäki M, Jokela M, Nyberg ST, et al. Long working hours and risk of coronary heart disease and stroke: a systematic review and meta-analysis of published and unpublished data for 603,838 individuals. *Lancet.* 2015;386:1739–1746.
35. Nyberg ST, Fransson EI, Heikkilä K, et al. Job strain and cardiovascular disease risk factors: meta-analysis of individual-participant data from 47,000 men and women. *PLoS One.* 2013;8:e67323.
36. Spring B, Moller AC, Coons MJ. Multiple health behaviours: overview and implications. *J Public Health (Oxf).* 2012;34 Suppl 1:i3–i10.
37. Rothman KJ, Gallacher JE, Hatch EE. Why representativeness should be avoided. *Int J Epidemiol.* 2013;42:1012–1014.